



Nor1292

Tri-axial geophone

- Sensor for vibration velocity
- High sensitivity
- Tri-axial
- Vibrations in buildings
- Spirit level included for fast setup
- Passive sensor – no external power
- Rugged



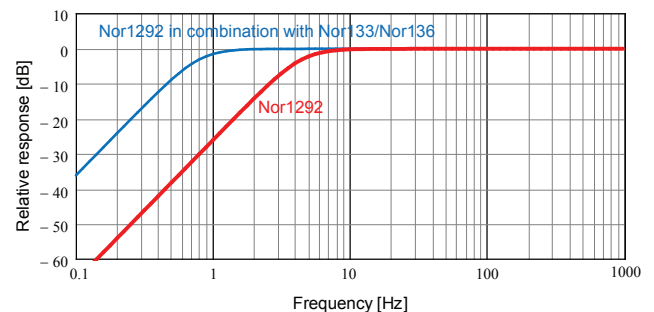
The tri-axial geophone Nor1292 is a sensitive transducer for vibration velocity based on a rugged geophone construction used by seismologists and geophysicists for decades. One main application is for the measurement of vibrations in buildings. The frequency response is essentially flat from the resonance frequency 4,5 Hz and up to at least 500 Hz. However, by using the frequency compensation found in some Norsonic instruments like Nor133 and Nor136, the applicable frequency range may be extended downwards to 1 Hz. This also applies if the signal is measured as function of frequency, e.g. 1/3-octave bands where frequency correction may be used.

The transducer is a passive device and needs no power for operation.

The geophone Nor1292 plugs directly into the input socket of the six channel vibration analyzer Nor136. It will then connect directly to channel 1, 2 and 3. A second geophone may be connected to channel 4, 5 and 6 of the same Nor136 instrument by the use of an adapter.

By the use of adapters, the unit may be connected to the tri-axial vibration analyzer Nor133.

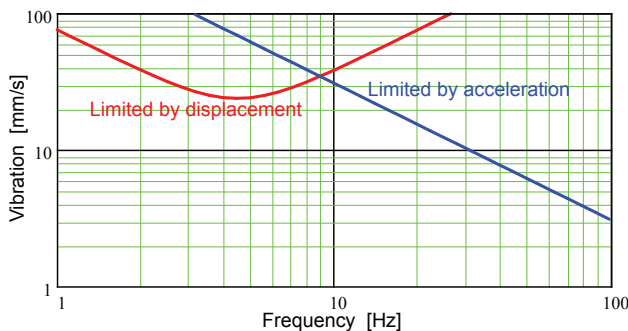
The unit may also be applied in connection with a suitable sound level meter like Nor140. Only one direction can then be measured at the time by a one-channel instrument.



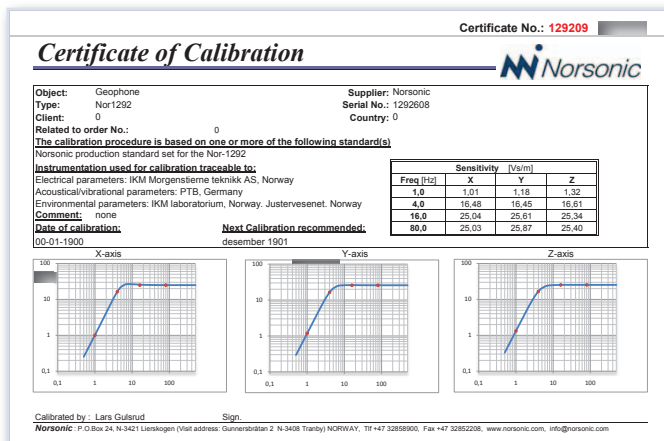
The frequency response may be corrected for use below the resonance frequency of 4,5 Hz

Measurement range

The measurement range is limited upwards by the maximum displacement the transducers can handle and the maximum acceleration where the transducer follows the movement of the supporting surface. The maximum displacement is 1,8 mm peak-to-peak giving an RMS-value of 0,6 mm. Below resonance this will increase since the coil will follow the movement of the housing. If the acceleration is too high, the geophone will not follow the vibrating surface to be measured. The limit in the diagram below is set to 2 m/s².



The lower limit is set by the noise floor in the transducer and measuring instrument. If the instrument has an electrical noise floor of 0,3 μV – achievable for restricted frequency bands – this corresponds to a vibration level of 10^{-8} m/s or 0,00001 mm/s with the nominal sensitivity of 26 Vs/m. The noise in the transducer itself is even lower – mainly determined by the source resistance of 380 ohm which corresponds to about 0,04 μV in a bandwidth of 250 Hz.



The Geophone Nor1292 is individually calibrated when delivered.

Specifications

Function: Measures the vibration in 3 orthogonal directions; two horizontal and one vertical, marked x, y and z

Sensitivity: 26 Vs/m (or 26 mV/mm s⁻¹) – individually calibrated

Temperature sensitivity: Less than $\pm 0,02\%$ per $^{\circ}\text{C}$

Output impedance: 312 ohm (nominal)

Resonance frequency: 4,5 Hz – damping factor 0,7

Frequency range: 1 Hz – 500 Hz with frequency compensation (– individually calibrated)

Insulation between signal terminals and enclosure: Min. 10 Mohm (Max 100 V)

Weight: 2,5 kg

Size: 14 cm x 14 cm x 9,5 cm (w x d x h)

Cable length: 3 m

Connector: 7-pin Lemo type 1B, male

Temperature range: -40 to +70 $^{\circ}\text{C}$ (operating and storing)

Humidity range: Non-condensing

Environmental protection: IP66 (with the exception of the connector)

Warranty period: 3 years

Accessories

The normal microphone cable from Norsonic type Nor1408A may be used as an extension cable. However, the signal ground will then be connected to the screen of the cable. The cable comes in different standard lengths from 2 m to 50 m, but the maximum cable length from the geophone can be considerably longer.

Nor246 is switchbox for connecting either x-, y- or z-axis to a one-channel sound level meter. Ask the factory for suitable adapters for other instruments.